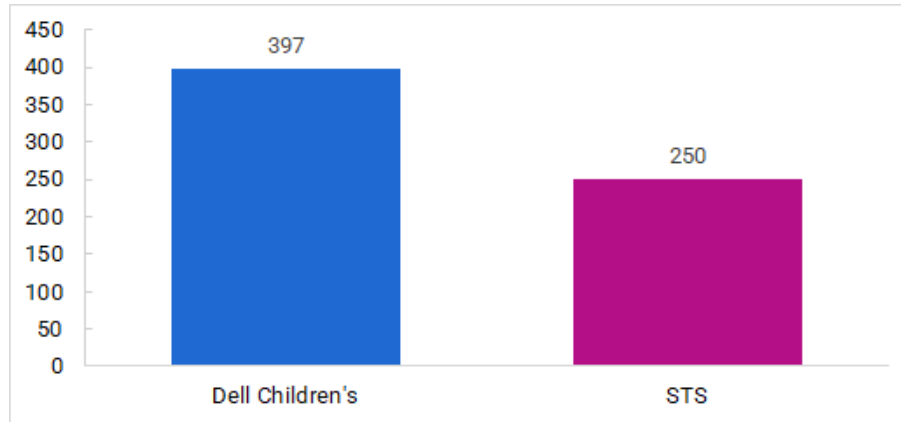


Volume and Outcomes: Cardiac Surgery

Since our program began in August 2018, we have performed more than 1,780 congenital heart surgeries. In 2022, we performed 397 procedures, which exceeds the benchmark that the Society of Thoracic Surgeons (STS) uses to classify high-volume centers.

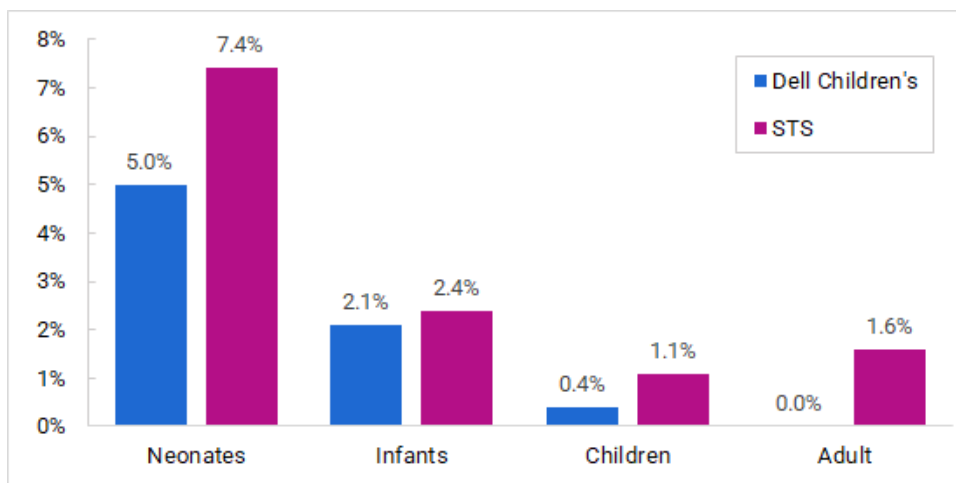


Our risk-adjusted mortality after heart surgery is 38% lower than the expected mortality according to the STS.

Observed mortality %	Expected mortality %	O/E ratio (95% CI)
1.65%	2.65%	0.62 (0.37, 0.98)

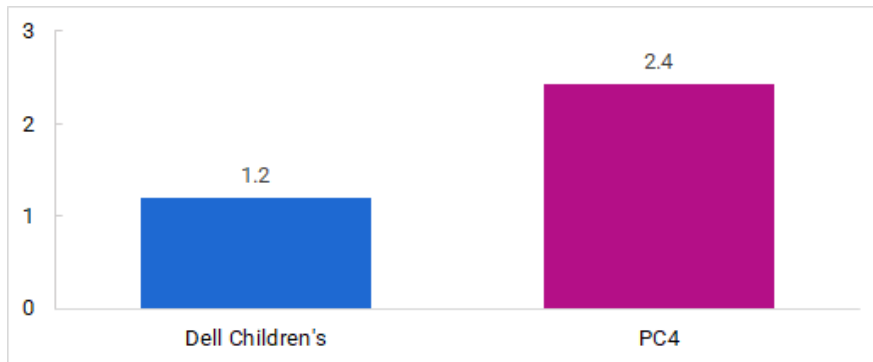
The observed-to-expected (O/E) ratio is the number of observed deaths divided by the number of expected deaths, with a ratio of less than 1 meaning the hospital had fewer deaths than expected. Since the observed-to-expected (O/E) ratio and 95% confidence interval is less than 1, this means our mortality is statistically lower than expected. This is usually only achieved by 8-10% of congenital heart programs in the country.

We have a lower perioperative mortality rate in every age category compared to the national benchmark.

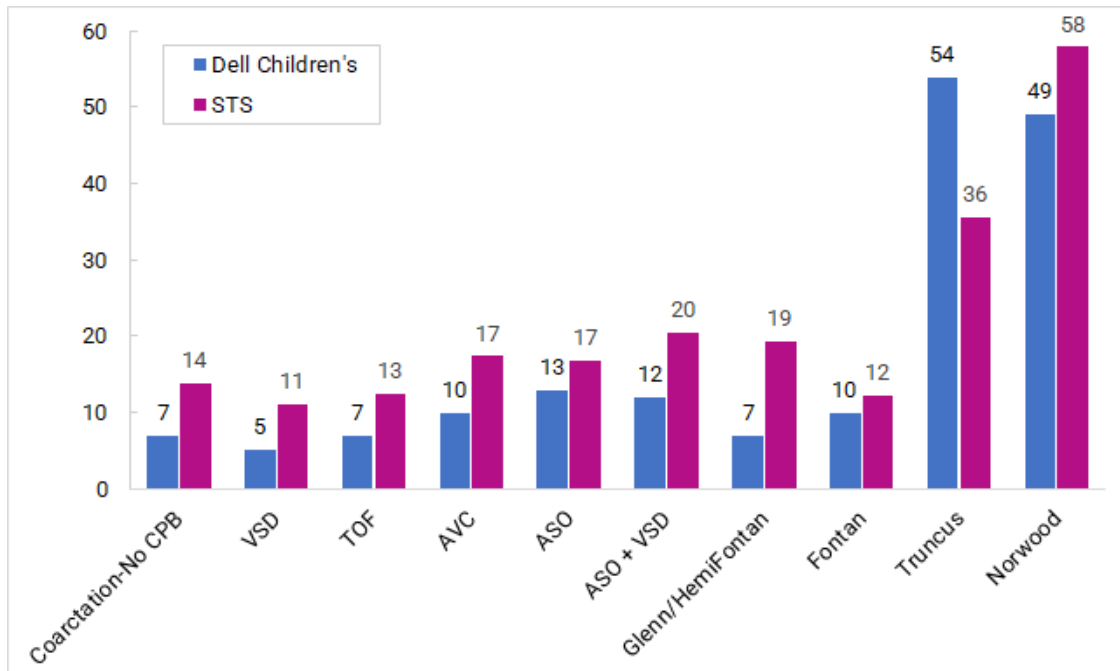


Volume and Outcomes: Cardiac Critical Care

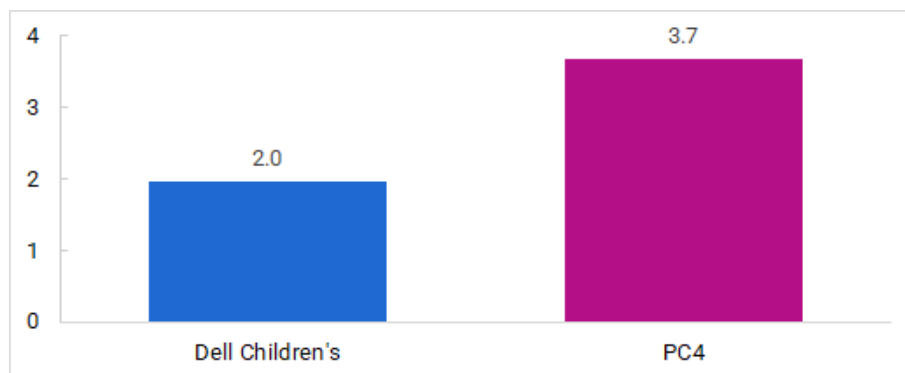
Our surgical in-hospital mortality rate is **50% less** than the reported Pediatric Cardiac Critical Care Consortium (PC4) aggregate.



We have a **shorter** median post operative length of stay (days) compared to the STS benchmark for **9** out of **10** STS Benchmark Procedures.



Our post operative ECMO rate is **46% less** than the PC4 aggregate.



Fast Facts

Volumes

10,000+ annual cardiac clinic appointments

108 Specialized Delivery Unit (SDU) deliveries

28 Heart Transplants since 2020

450 Cardiac catheterizations in 2022

People

5 Full time congenital heart surgeons

36 Advanced practice providers

45 Attending physicians

6 Dedicated cardiac perfusionists

6 Pediatric cardiac anesthesiologists

6 Psychosocial providers

Capacity

32 NICU beds

30 Cardiac ICU beds

2 Cardiac operating rooms

11 special delivery rooms

2 Cardiac catheterization labs

Impact (2022)

16 Manuscripts accepted for publication

47 Abstracts accepted

20 Presentations given at nationally recognized meetings

27 Poster Presentations given at nationally recognized meetings

8 Registries supported