

Where Can I Find My Medical Record Number (MRN)

PLEASE NOTE: The following information provides three ways to locate your Medical Record Number (MRN) to be used for CSMConnect self-enrollment. For security reasons, your MRN cannot be obtained by calling the clinic or hospital registration staff. If you are not successful in locating your MRN using these steps, please enroll in person at your next visit.

1. Effective 7/23/2020 your Medical Record Number was added to the clinic and hospital depart summary. For self enrollment use the MRN without any letters or leading zeros.

Clinic Depart Summary Example:

WARS, STAR
Post Clinic Visit Care Plan
Ascension CSM Milwaukee at Brown Deer
9252 N. Greenfield
Brown Deer, WI 53227
(414) 270-8000

MRN should be entered without letters or any leading zeros:
~~ATH-0~~**1285243**

Date of visit: 6/30/2020 8:00:00 AM
MRN: ATH-01285243

If you haven't registered for the CSMConnect Portal, please see a member of the clinic registration staff. To self-enroll, go to "Enroll.Ascension.org".

Primary Provider:
Provider this visit: Matthews, Gregory J

Hospital Discharge Summary Example:

Ascension Columbia St. Mary's Hospital
Patient Discharge Summary
Ascension Columbia St. Mary's Hospital Milwaukee
2301 North Lake Drive
Milwaukee, WI 53211
(414) 585-1000

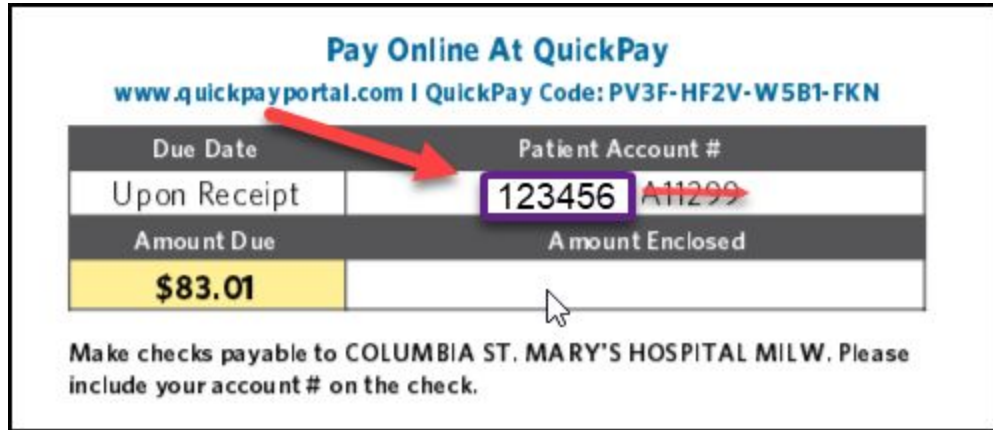
MRN should be entered without letters or any leading zeros:
~~SMM-0~~**908141**

If you haven't registered for the CSMConnect Portal, please see a member of the clinic registration staff. To self-enroll, go to "Enroll.Ascension.org".

Patient Care Unit:
Admit Date/Time: 6/23/2020 8:15:00 AM
MRN: SMM-0908141

2. Your MRN will display on a recent Columbia St. Mary's Community Physician or Madison Medical Affiliates Billing Statement.

- On your billing statement locate the Patient Account #
- The account number will display as a series of numbers followed by "A11299"
- Your MRN is the FIRST set of numbers. Do not enter the "A11299" when completing the self-enrollment process using your MRN from your statement

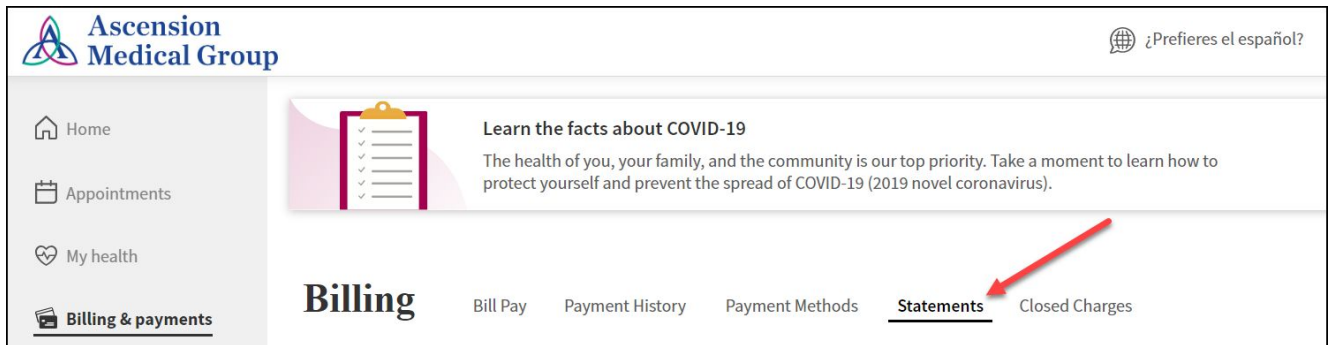


3. If you previously enrolled in the Ascension Columbia St. Mary's or Madison Medical Affiliates Billing and Scheduling Portal, you can locate your MRN by accessing a previous billing statement through the portal.

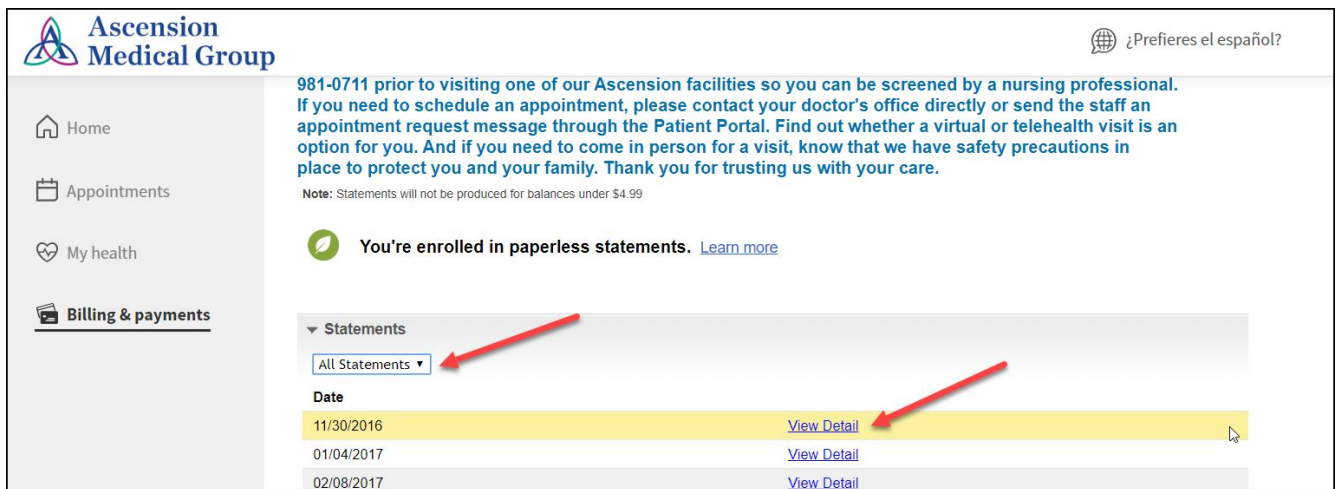
- Log into the Billing and Scheduling portal
- Click on **Billing & payments**



- Click on **Statements**.



- Scroll down the page and locate a previous statement. You may need to change the filter if the statement is more than 3 months old.
- Select a statement and click View Details.



- A copy of the statement will display.
- Go to the Patient Account # section.
- The account number will display as a series of numbers followed by “A11299”. Your MRN is the FIRST set of numbers. Do not enter the “A11299” when completing the self enrollment process using your medical record number.